

## Introduction

AC Cloud Control (ACCC) integrates seamlessly with Siri Shortcuts, giving you control over your Intesis AC Cloud Control devices through voice commands. These voice commands can cover simple actions, such as turning ON or OFF the AC unit, or can also execute scenes, which are sequences of actions.

### Command Configuration

Follow these steps to configure a simple command:

1. Log in to the AC Control Cloud.

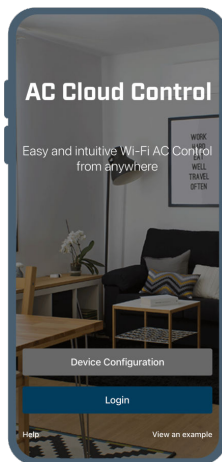


Figure 1. Mobile app main screen

2. Tap Control in the lower-left corner, then select the device you want to create a command for by tapping it.

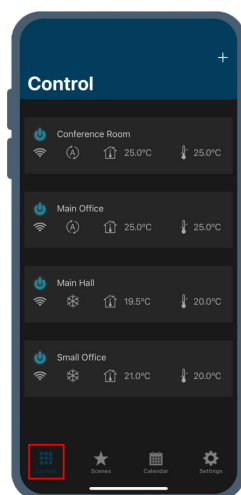


Figure 2. Control menu, linked devices list.

3. Tap the Siri icon (the round colored button) on the upper-right corner of the screen to make the same button appear on every widget. Set the widget to the status you want to enable when the command is triggered, then tap on the Siri icon from the same widget.



Figure 3. Control menu top-level Siri icon, widget-level Siri icons.

4. Add the voice command you want to use with the selected widget by recording or typing it (depending on your smart device settings).

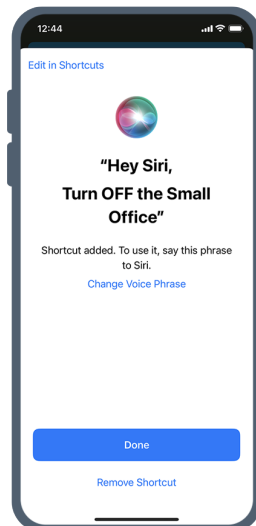


Figure 4. Siri Shortcut creation confirmation.

## Scene Configuration

Follow these steps to configure a scene:

1. Log in to the AC Control Cloud.

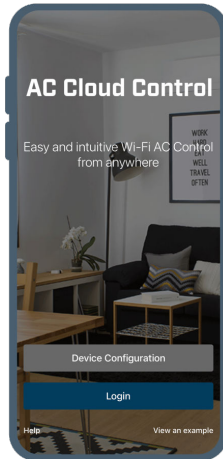


Figure 5. Mobile app main screen

2. Go to Scenes by tapping the star icon below (second on the bottom), then tap Edit at the upper-left corner. The Scenes screen shows a list of the existing scenes. If no scenes exist, you can create them by tapping the plus sign in the upper-right corner. Refer to the [app user manual](#) for more information about scene creation.

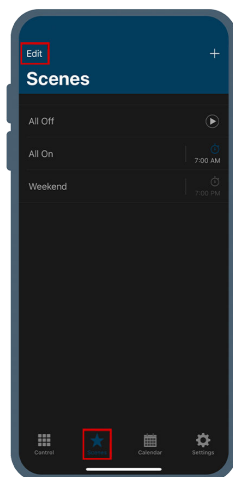


Figure 6. Scenes menu

3. Select the scene you want to create a Siri shortcut for by tapping it.

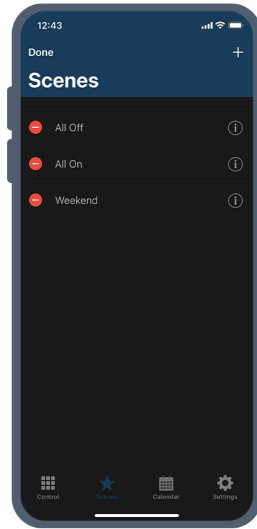


Figure 7. Scenes menu, scene selection to edit.

4. Tap Add to Siri inside the scene to begin the configuration process.

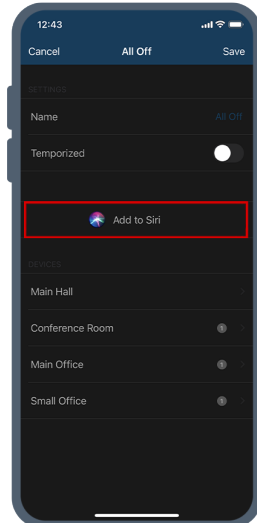


Figure 8. Scenes menu scene edition, Add to Siri button.

5. Add the voice command you want to use by recording or typing it (depending on your smart device settings).

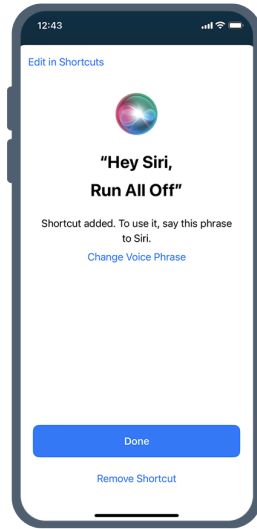


Figure 9. Siri scene shortcut confirmation.

## Command and Scene Execution

To execute a command or a scene through Siri Shortcuts, you just need to activate Siri by either voice or button press (depending on your configuration) and say the previously saved associated sentence.



Figure 10. Command and scene examples